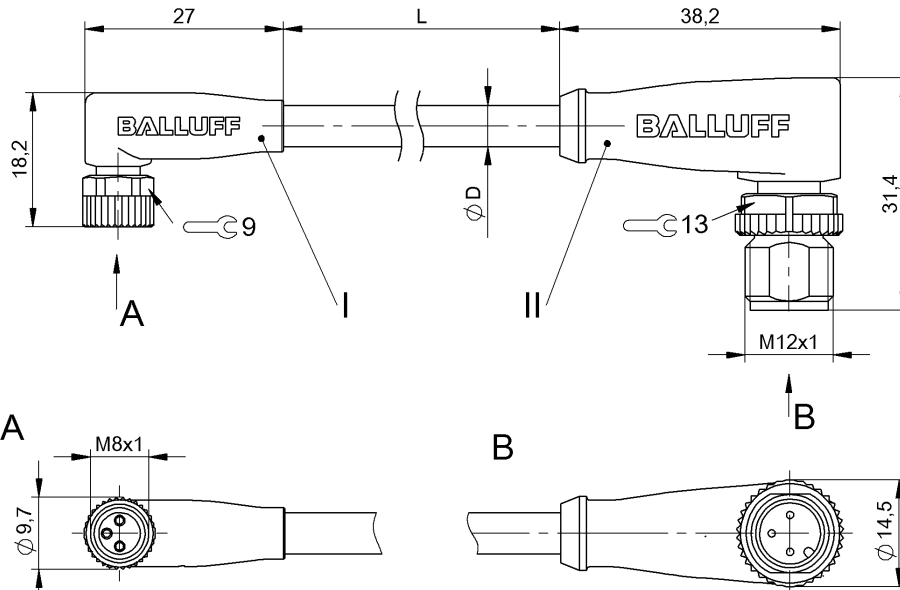


Double-Ended Cordsets  
**BCC M323-M423-3E-602-PX43T2-006**  
 Order Code: BCC0594

# BALLUFF



### Basic features

Approval/Conformity	CE cULus WEEE
---------------------	---------------------

### Display/Operation

Function indicator (Pin 4)	LED yellow
Power indicator	LED green/no

### Electrical connection

Bending radius min., fixed cable	5 x D
Bending radius min., flexible cable	10 x D
Cable	PUR Yellow, 0.6 m, drag chain compatible
Cable diameter D	4.30 mm ±0.20 mm
Cable, bending cycles min.	5 mil.
Conductor cross-section	22 AWG
Connection 1	M8x1-Female, angled, 3-pin, A-coded
Connection 2	M12x1-Male, angled, 3-pin, A-coded
Number of conductors	3
System	Molded/Molded

### Electrical data

Cable rated voltage AC max.	300 V
Cable rated voltage DC max.	300 V
Operating voltage Ub	30 VDC
Rated current (40 °C)	4.0 A

### Environmental conditions

Cable temperature UL max., fixed routing	80 °C
Cable temperature UL max., flexible routing	80 °C
Cable temperature, fixed routing	-50...90 °C
Cable temperature, flexible routing	-25...90 °C
IP rating	IP67, IP69K/IP67, IP68, IP69K

### Interface

Switching output	PNP normally open (NO)
------------------	------------------------

### Material

Cable jacket, material	PUR
Material contact carrier	PUR/PUR
Material contacts	Bronze/Brass
Material cover nut	Die-cast zinc or nickel plated brass/Die-cast zinc
Material grip	PUR/PUR

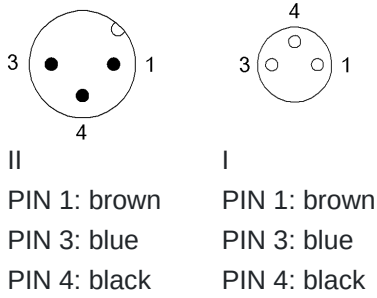
### Mechanical data

Acceleration max., drag chain	5 m/s <sup>2</sup>
Cable jacket, color	Yellow
Cable length L	0.60 m
Cable properties	drag chain compatible
Horizontal travel permitted, drag chain	5 m
Tightening torque pigtail	0.4 Nm/0.6 Nm
Traverse speed max., drag chain	200 m/min
Vertical travel permitted, drag chain	2 m

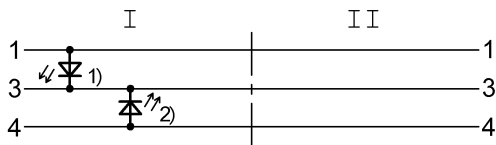
**Remarks**

Bulk cable approval per UL+CSA, UL-AWM Style 21198 or 20549  
 Halogen-free per DIN VDE 0472 Part 815  
 Flame resistance acc. to FT1  
 Enclosure rating per IEC 60529 or 20653, only in screwed state with the associated mating piece.

**Connector Drawings**



**Wiring Diagrams**



- 1) Green LED = Power
- 2) Yellow LED = Function